

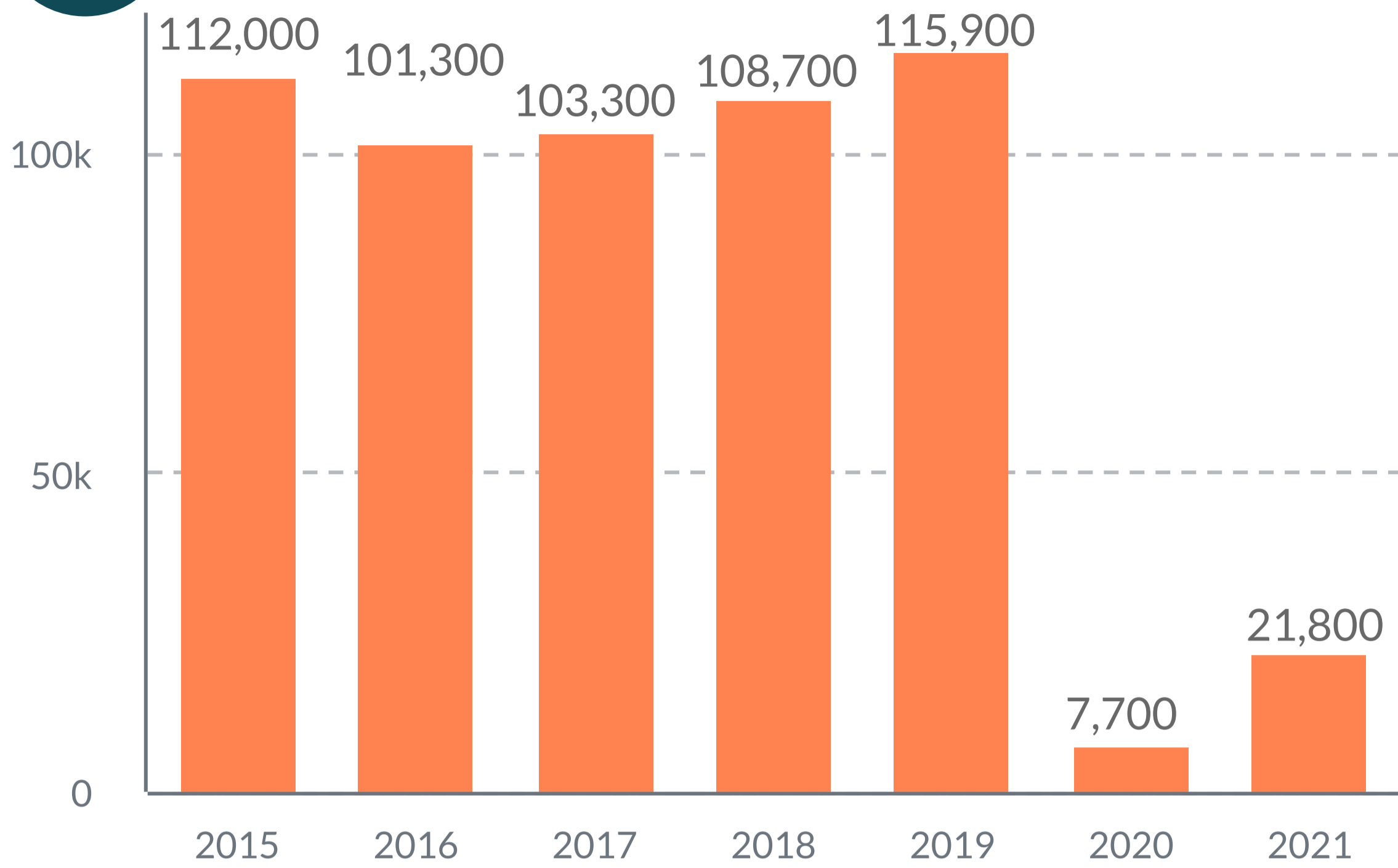




# FRENCH VISITATION TO ARIZONA



## Visitation Volume to Arizona




## Visitor Characteristics

**43 years** Average Age

**\$76,982** Average Household Income

**2.5 persons** Average Party Size



## Length of Stay

**3.1** Average Nights per Destination

**19.6** Average Nights in U.S.



## Port of Entry

**61%** Los Angeles, CA

**22%** San Francisco, CA

**3%** New York, NY

**3%** Chicago, IL

**1%** Washington DC/Dulles, VA



## Main Purpose of Trip\*

**92%** Leisure

**86%** Vacation Holiday

**5%** Visit Friends/Relatives

**0.7%** Education

**8%** Business

**4%** General Business

**4%** Convention/Conference/Trade Show

\*Includes overlap of trips covering multiple purposes.



## Transportation in U.S.

**74%** Rented Auto

**29%** Air Travel between U.S. Cities

**25%** City Subway/Tram/Bus

**25%** Auto, Private or Company

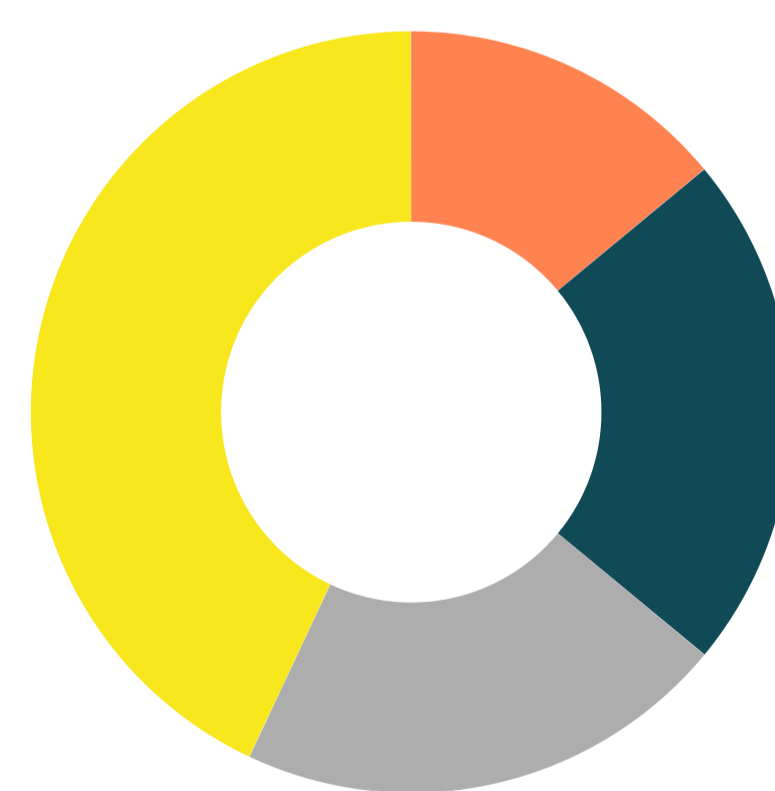
**14%** Taxicab/Limousine



## Visa Credit Card Travel Spending

French Visa Card Spending ranked #12 in 2021 with 1% of total International Travel Spending in Arizona.

### By Quarter



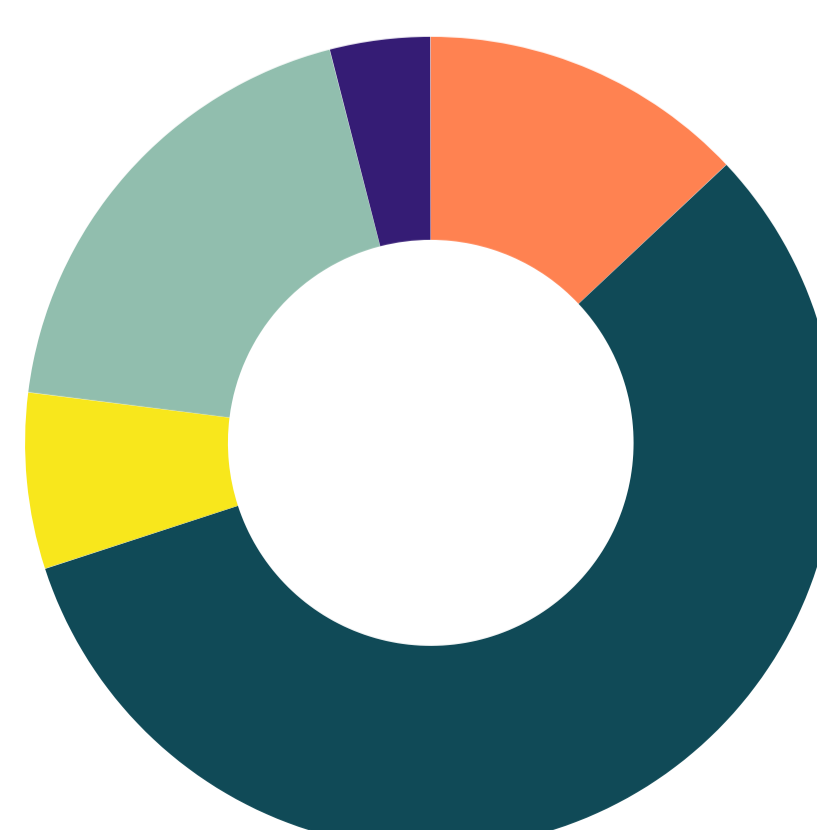
Q1: 14%

Q2: 22%

Q3: 21%

Q4: 43%

### By Arizona Region



Northern: 13%

Phoenix & Central: 57%

West Coast: 7%

Tucson & Southern: 19%

North Central: 4%



## Accommodations\*

**76%** Hotel/Motel

**6%** Private Home

**22%** Other

\* since this is collected through a survey, there is no indication if this is paid or non-paid.

Sources: U.S. Dept. of Commerce - NTTO, reporting 2019 aggregate data; 2019 data; Tourism Economics, reporting 2021 data; VisaVUE Travel, reporting 2021 data.